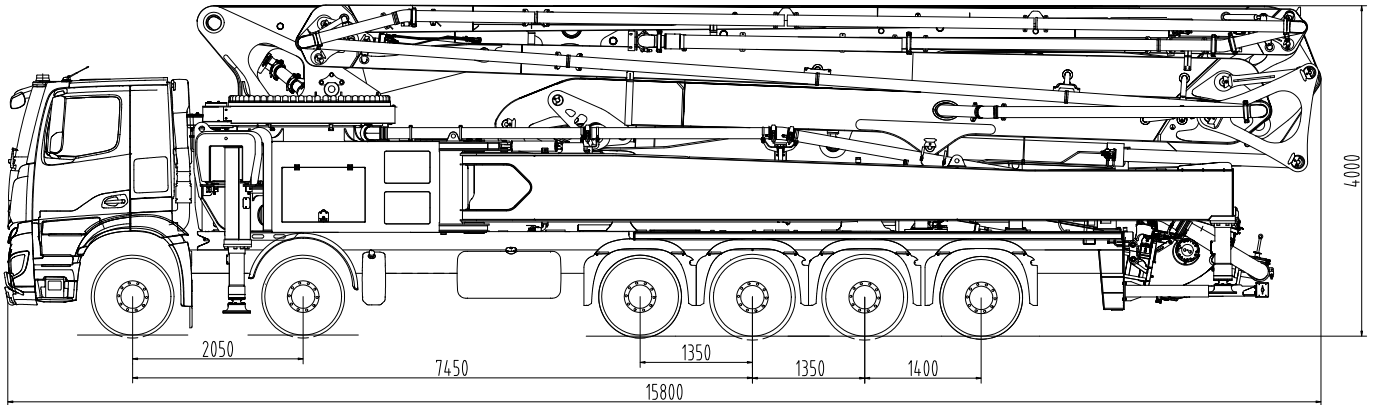


## Truck-mounted concrete pump

## SY68 RZR6-180

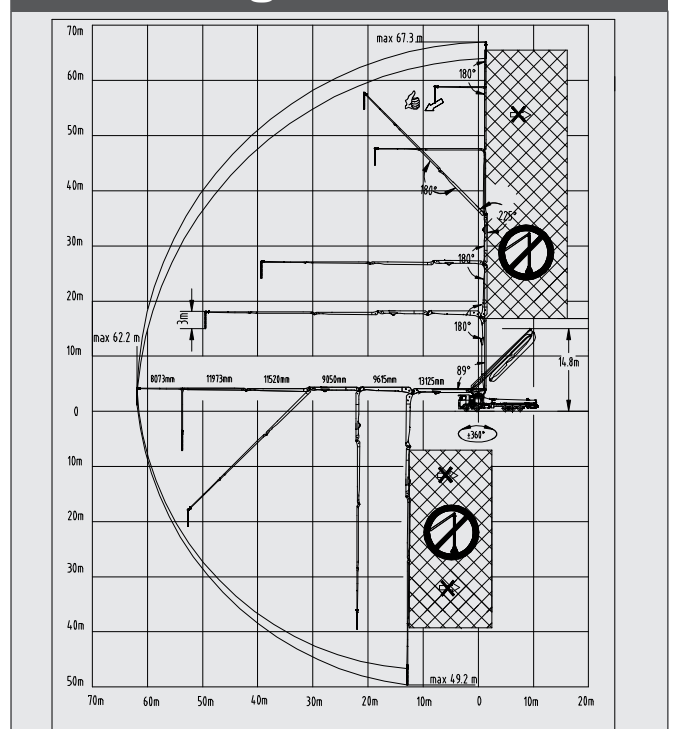


Note: Standard version. Dimensions and weights depend on truck, pump model and equipment. For illustration only.

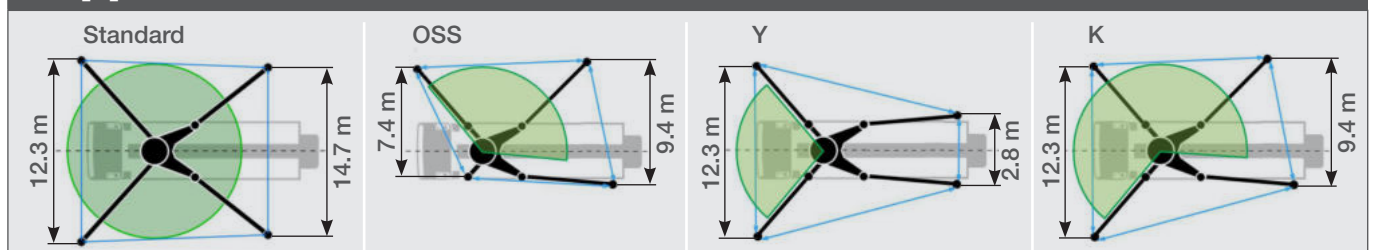
### Technical data

Boom	Folding system	6-arm RZR
	Vertical reach	67.3 m
	Horizontal reach	62.2 m
	Reach depth	49.2 m
	Unfolding height	14.8 m
	End hose length	3 m
Support	Outrigger spread front	12.3 m
	Outrigger spread rear	14.7 m
Dimensions	Overall length	15.8 m
	Width	2.55 m
	Height	4.0 m
Core pump	Output	179 m <sup>3</sup> /h
	Pressure	85 bar
	Strokes/min	29
	Delivery cylinder Ø	260 mm
	Stroke length	1900 mm

### Reach diagram



### Support variants



Boom delivery line max. 85 bar. All data max. theor.  
Support width based on center of support leg. OSS and K left and right possible

Standard Equipment SY68 RZR6-180			
Chassis	Towing eye	Safety	Chassis horn via remote control on hopper
	Transfer Gear Box		Cleaning steps, right & left side
Cleaning	Water hose 10 m with holder		Handrail on rearstep
	Water pump 50 l/min 12 bar		Horn at the boom, button on hopper
	Water tank 700 l		Rear steps, right side
Delivery line	2-layer delivery line – DN 125, 5.5"		Warning device boom not in cradle
	End hose 3 m DN 125, 5.5"	Additional features	Painting: arm assembly and delivery line in RAL 9010 Pure white
Hopper	Agitator safety switch off, lever switch		Painting: pedestal and hopper in RAL 9010 Pure white
	Central lubrication hopper		Stowage box
	Concrete hopper with agitator		User manual and spare part list
	Hard metal wear parts kit	EU KIT	Support Stability Control – Safety system SSC 2.0
	Switchover cylinder diameter = 100 mm		Additional Y and K support
	Vibrator on hopper grid radio remote/on-site controlled		End hose with squeezing valve
Lighting	Side marker lamps		EU road approval KIT (markers & underrun protection)
	Working light for illuminating hopper		High-pressure cleaner
Pump	Delivery cylinder chrome-plated	<div>Available Options</div> <div>Customer Painting in two colors (TIER 2)</div> <div>Square timbers 8 x 1000 mm</div> <div>Additional square timbers 8 x 1000 mm</div>	
	Delivery piston premium		
	Linear position measurement system		
Control System	Radio remote control proportional		
	Remote control incl. 40 m cable		
	SANY SYSD 10" user interface display		
	SANY TTC control system		
Support	Support plates (4x) in open magazine		
	Swivel support plates		

See quotation for exact serial delivery scope.

Materials and specifications are subject to change without further notice in accordance with our continuous technical innovations. Photos and illustrations may include additional equipment.  
All rights reserved. 2404

## Putzmeister Concrete Pumps GmbH

Max-Eyth-Straße 10 · 72631 Aichtal, Germany  
P.O.Box 2152 · 72629 Aichtal  
Tel. +49 (7127) 599-0 · Fax +49 (7127) 599-520  
pmw@putzmeister.com · www.putzmeister.com